





# Maintaining your Ebike

The frequency of maintenance depends on how much you ride and under which conditions. Recreational riders need far less maintenance than off-road riders. The harder you ride, the more you have to take care of your bike if you want it to last. There are various time intervals for proper maintenance. Quick maintenance should be done before & after every ride.

Time after purchase	Action Suggested
<p>Everytime before you ride The 60 second check</p>	<p>Check tire pressure, check brakes that they work, check lights, check bolts (make sure everything is tight), check battery gauge. Do not ride the ebike unless everything is functional and proper.</p> 
<p>30 days (every month)</p>	<p>Completely clean the bike, including the dust on the motor and under the seat. Check for any abnormal wear and tear or alignment problems.</p> 
<p>90 days (every 3 months)</p>	<p>Inspect frame and fork for paint cracks or bulges that may indicate frame or part damage; pay particular attention to all frame joints. Check wear and tear on tires. Check range of battery.</p> 
<p>180 days (every 6 months)</p>	<p>Inspect all components of the ebike. Check that connections are nice and tight. Look inside where you controller is and clean in detail. Check that all plugs. Go over every bolt and nut in your ebike.</p> 
<p>360 days (every 12 months)</p>	<p>Bring ebike for complete tune-up. Varying on the ebike the ebike shop should complete a battery discharge, tires should be changed depending on wear and tear. All connections should be checked for rust and looseness. All components should be checked including charger, ignition and gauges.</p> 